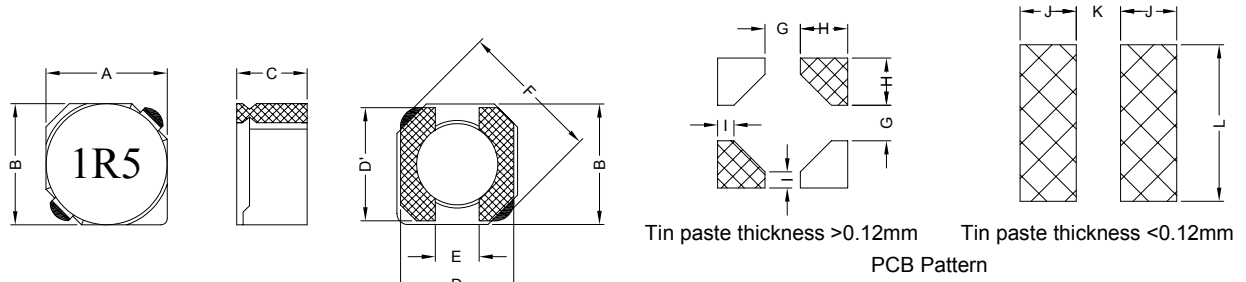


1. PART NO. EXPRESSION :

S W S C 0 3 0 1 - 1 R 5 Y F
 (a) (b) (c) (d)(e)

- (a) Series code
- (b) Dimension code
- (c) Inductance code : 1R5 = 1.5uH
- (d) Tolerance code : Y = ±30%
- (e) F : RoHS Compliant

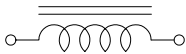
2. CONFIGURATION & DIMENSIONS :



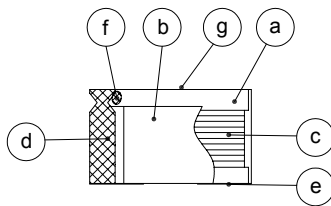
Unit : m/m

A	B	C	D	D'	E	F
4.10 Max.	4.10 Max.	1.80 Max.	3.70 Ref.	3.75 Ref.	1.20 Ref.	5.20 Max.
G	H	I	J	K	L	
1.20 Ref.	1.60 Ref.	0.55 Ref.	1.70 Ref.	1.00 Ref.	4.30 Ref.	

3. SCHEMATIC :



4. MATERIALS :



- (a) Core : DR Ferrite Core
- (b) Core : RI Ferrite Core
- (c) Wire : Enamelled Copper Wire
- (d) Terminal : Au+Ni Copper Plate
- (e) Adhesive : Epoxy
- (f) Adhesive : Epoxy
- (g) Ink : Bon Margue



RoHS Compliant

NOTE : Specifications subject to change without notice. Please check our website for latest information.

13.01.2010



Tai-Tech Advanced Electronics (S) Pte Ltd

5. GENERAL SPECIFICATION :

- a) Temp. rise : 40°C Max. at rated current
- b) Rated current : Base on temp. rise & $\Delta L/L0A = 35\%$ Max.
- c) Storage temp. : -40°C to +125°C
- d) Operating temp. : -40°C to +85°C
- e) Resistance to solder heat : 260°C.10 secs

6. ELECTRICAL CHARACTERISTICS :

Part No.	Inductance (μ H)	Test Frequency (Hz)	RDC (m Ω) Max.	IDC (A) Max.
SWSC0301-1R5YF	1.5 \pm 30%	0.1V / 100 K	52	1.55
SWSC0301-2R2YF	2.2 \pm 30%	0.1V / 100 K	72	1.20
SWSC0301-3R3YF	3.3 \pm 30%	0.1V / 100 K	85	1.10
SWSC0301-4R7YF	4.7 \pm 30%	0.1V / 100 K	105	0.90
SWSC0301-6R8YF	6.8 \pm 30%	0.1V / 100 K	170	0.73
SWSC0301-100YF	10.0 \pm 30%	0.1V / 100 K	210	0.55
SWSC0301-150YF	15.0 \pm 30%	0.1V / 100 K	295	0.45
SWSC0301-220YF	22.0 \pm 30%	0.1V / 100 K	430	0.40
SWSC0301-330YF	33.0 \pm 30%	0.1V / 100 K	675	0.32



RoHS Compliant

NOTE : Specifications subject to change without notice. Please check our website for latest information.

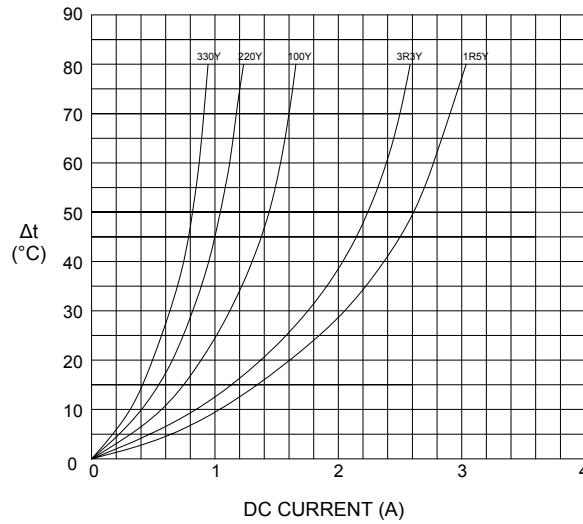
13.01.2010



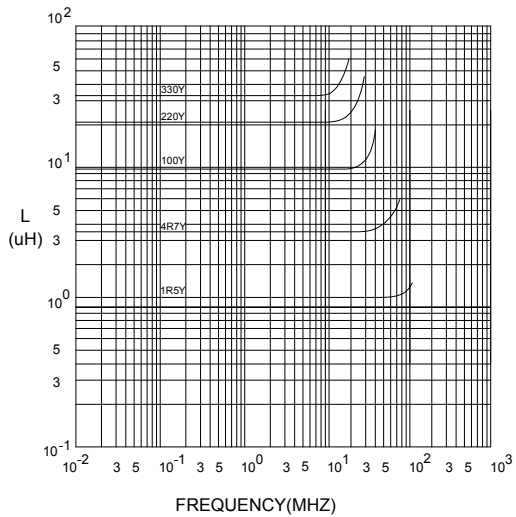
Tai-Tech Advanced Electronics (S) Pte Ltd

7. CHARACTERISTICS CURVES :

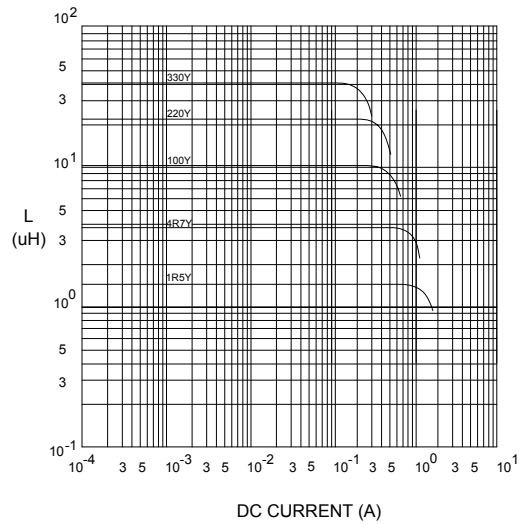
@ TEMP. RISE VS. DC SUPERPOSITION RESPONSE CURVE



@ INDUCTANCE VS. FREQUENCY RESPONSE CURVE



@ INDUCTANCE VS. DC SUPERPOSITION RESPONSE CURVE



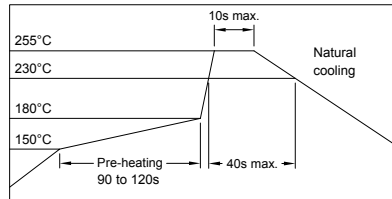
NOTE : Specifications subject to change without notice. Please check our website for latest information.



RoHS Compliant

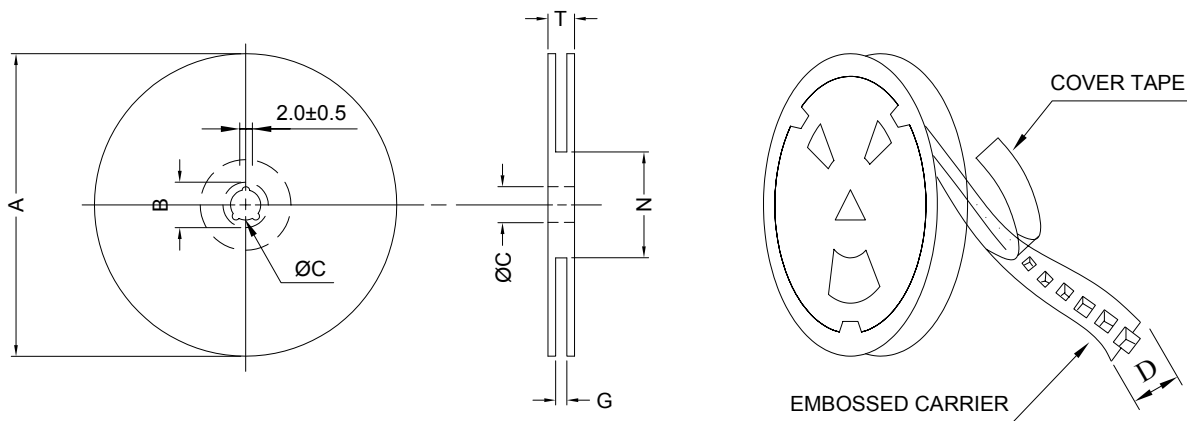
13.01.2010

RECOMMENDED SOLDERING CONDITIONS REFLOW SOLDERINGS

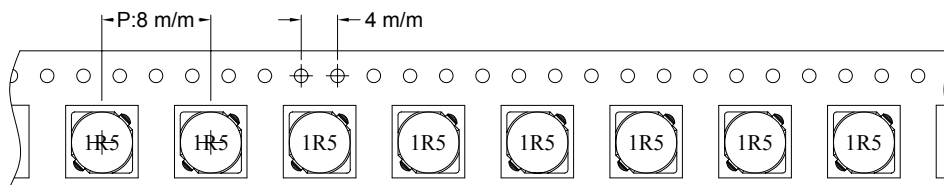


8. PACKAGING INFORMATION :

(1) CONFIGURATION



* CARRIER TAPE WIDTH : D



(2) DIMENSIONS

Unit:m/m

STYLE	A	B	C	D	G	N	T
13-16	330	21±0.8	13	16	18 ⁺⁰	50 ⁻⁰	22.4

(3) Q'TY & G.W. PER PACKAGE

SERIES	INNER : REEL			OUTER : CARTON		
	Q'TY (PCS)	G.W. (gw)	STYLE	Q'TY (PCS)	G.W. (Kg)	SIZE (cm)
SWSC0301	3000	2100	13-16	18000	16.1	40 x 40 x 24



RoHS Compliant

NOTE : Specifications subject to change without notice. Please check our website for latest information.

13.01.2010



Tai-Tech Advanced Electronics (S) Pte Ltd

9. RELIABILITY AND TEST CONDITION :

TEST ITEM	SPECIFICATION	TEST CONDITION
SOLDERABILITY	MORE THAN 90% OF THE TERMINAL ELECTRODE SHALL BE COVERED WITH FRESH SOLDER.	PREHEAT : 125±25°C FOR 60 SECONDS SOLDER : 99%Sn/0.3%Ag/0.7%Cu OR EQUIVALENT SOLDER TEMP. : 245±5°C FLUX : ROSIN DIP TIME : 4±1 SECONDS
THERMAL SHOCK TEST (TEMP. CYCLE)	INDUCTANCE SHALL NOT CHANGE MORE THAN ±20%	ROOM TEMP. → -25±2°C 15 MINUTES → 30 MINUTES ROOM TEMP. → 85±2°C 15 MINUTES → 30 MINUTES TOTAL : 50 CYCLES
HUMIDITY RESISTANCE TEST		TEMPERATURE : 40±2°C HUMIDITY : 90 ~ 95% APPLIED CURRENT : PER SPEC. TIME : 500 HOURS
HIGH TEMP. RESISTANCE TEST		TEMPERATURE : 85±2°C APPLIED CURRENT : PER SPEC. TIME : 500 HOURS

10. UL CARD :

OBMW2		November 30, 2000		
Magnet Wire - Component				
PACIFIC ELECTRIC WIRE & CABLE (SHENZHEN) CO LTD				E201757
607 BAOLONG INDUSTRIAL ESTATE LONGGANG, SHENZHEN GUANGDONG CHINA				
	Coating Type		ANSI	
Mtl Dsg	BC	TC	Type	TI
UEW/U	Polyurethane	—	—	130
PEW/U	Polyester	—	MW5-C	155°C
PEWH/U	Modified Polyester	—	MW30-C	180
PEW-NY/U	Polyester	Polyamide	MW24-C	155
HAI/U	Polyester(Amide)(Imide)	Polyamideimide	MW35,73	200
UEW-NY/U	Polyurethane	Polyamide	MW80-C	155
			MW28-C	130
 Marking: Company name and material designation or marked designation on package or reel, and Recognized Component Mark.				
See General Information Preceding These Recognitions				
1/3/2001	Underwriters Laboratories Inc.		Card 1 of 2	



RoHS Compliant

NOTE : Specifications subject to change without notice. Please check our website for latest information.

13.01.2010



Tai-Tech Advanced Electronics (S) Pte Ltd